





2020 CIAC Divisional Championships

Team Results

Women / HS
Session: M

Feb 29, 2020





| Rank | Gym | Team | Score |  |  |  |  |
|------|-------------------------|------|---------|---|---|---|---|
| 1 | New Milford HS | * | 134.800 | 32.625 8 | 33.050 1 | 34.150 1 | 34.975 2 |
| | 2103 Lexi Donnelly | | | 8.325 | 7.700 | 7.550 | 8.725 |
| | 2104 Riley Herring | | | 8.275 | 8.450 | 8.525 | 8.200 |
| | 2109 Hannah Trowbridge | | | 8.025 | | | |
| | 2106 Jillian Melendez | | | 8.000 | | | |
| | 2102 Hailey Best | | | | 9.350 | 9.200 | 9.325 |
| | 2107 Emmaline Moore | | | | 7.550 | | |
| | 2108 Thea Spinner | | | | | 8.875 | 8.725 |
| 2 | Wilton HS | * | 133.925 | 33.425 3 | 31.800 2 | 32.500 3 | 36.200 1 |
| | 2010 Olivia Mannino | | | 9.000 | 8.550 | 8.050 | |
| | 2002 Justine Biersack | | | 8.200 | | | 8.950 |
| | 2005 Lilly Byrnes | | | 8.125 | | 8.100 | 9.350 |
| | 2006 Sarah Collias | | | 8.100 | 7.300 | 8.300 | 9.225 |
| | 2012 Carter Siegel | | | | 8.000 | | |
| | 2011 Megan McNamara | | | | 7.950 | | |
| | 2009 Katherine Ginsburg | | | | | 8.050 | 8.675 |
| 3 | Fairfield Warde HS | * | 132.425 | 34.100 1T | 31.000 3 | 32.775 2 | 34.550 3 |
| | 2053 Caroline Garrett | | | 8.925 | 7.850 | 8.750 | 9.200 |
| | 2056 Tess Vincent | | | 8.675 | 7.900 | 8.600 | 8.750 |
| | 2052 Alexa Amster | | | 8.325 | 7.700 | 7.200 | 8.275 |
| | 2057 Lauren Voytek | | | 8.175 | | 8.225 | |
| | 2055 Julia Steele | | | | 7.550 | | 8.325 |
| 4 | KPT | * | 128.625 | 32.775 6T | 30.700 4 | 31.350 8 | 33.800 5 |
| | 2354 Kiera O'Brien | | | 8.950 | 8.350 | 8.650 | 8.700 |
| | 2352 Caroline Gagnon | | | 8.275 | | | 8.250 |
| | 2359 Savannah Turner | | | 7.850 | 7.300 | 7.550 | 8.550 |
| | 2353 Olivia Lamoureux | | | 7.700 | 7.600 | 7.850 | 8.300 |
| | 2361 Jadyn Williams | | | | 7.450 | 7.300 | |

2020 CIAC Divisional Championships

Team Results

Women / HS
Session: M

Feb 29, 2020

| Rank | Gym | Team | Score |  |  |  |  |
|------|------------------|------------------------|---------|---|---|---|---|
| 5 | Darien HS | * | 128.475 | 34.100 1T | 29.700 6 | 31.550 7 | 33.125 7 |
| | 2208 | Olivia Perkins | | 9.025 | 8.250 | 7.900 | 8.500 |
| | 2210 | Lana Schmidt | | 8.700 | 7.500 | 8.500 | 8.525 |
| | 2207 | Kerry McDermott | | 8.200 | | 7.450 | |
| | 2204 | Lauren Grandon | | 8.175 | | | |
| | 2209 | Maggie Russell | | | 7.000 | | 8.150 |
| | 2206 | Mia Macdonald | | | 6.950 | | |
| | 2211 | Sommer Schmidt | | | | 7.700 | |
| | 2201 | Lucy Collins | | | | | 7.950 |
| 6 | Farmington HS | * | 128.200 | 32.775 6T | 30.200 5 | 31.700 5 | 33.525 6 |
| | 2159 | Anna Mihalek | | 8.350 | 7.750 | 8.100 | 8.600 |
| | 2158 | Elizabeth Kot | | 8.200 | 7.450 | 8.275 | 8.450 |
| | 2152 | McKenna Brennwald | | 8.175 | | | |
| | 2154 | Noelle Ciravolo | | 8.050 | 7.550 | 7.700 | 8.350 |
| | 2153 | Gabrielle Butler | | | 7.450 | | |
| | 2163 | Lindsey Smith | | | | 7.625 | |
| | 2151 | Sophia Bottalico | | | | | 8.125 |
| 7 | South Windsor HS | * | 127.025 | 32.925 5 | 27.950 7 | 31.900 4 | 34.250 4 |
| | 2254 | Audrey Manning | | 9.000 | 7.200 | 8.350 | 8.900 |
| | 2252 | Erin Dunn | | 8.175 | 7.200 | 9.050 | 9.000 |
| | 2257 | Dalena Tran | | 8.000 | 7.100 | 6.950 | 8.300 |
| | 2253 | Maddie Hathorn | | 7.750 | 6.450 | 7.550 | 8.050 |
| 8 | Conard HS | * | 122.550 | 33.250 4 | 25.450 8 | 31.600 6 | 32.250 8 |
| | 2314 | Brynn Sherry | | 8.800 | | 8.200 | 8.025 |
| | 2303 | Jillian da Costa Pinto | | 8.250 | 6.100 | | 8.150 |
| | 2306 | Notreve Nelson | | 8.125 | 6.400 | | |
| | 2305 | Isabela Glynn | | 8.075 | 6.250 | 8.350 | 8.150 |
| | 2313 | Allison Shane | | | 6.700 | 7.600 | |
| | 2309 | Ava Peterson | | | | 7.450 | |
| | 2310 | Emily Przestrzelski | | | | | 7.925 |