

## ONLINE REGISTRATION ONLY

The Arts in the Middle Conference is designed for middle level students and their teachers from CAS member schools. The fee is **\$25.00 per attendee**. Schools may send up to 20 participants.

(Because the conference is primarily for students, registrations cannot be accepted from teachers only.)

Participants from non-member schools are welcome to register with the additional payment of \$100.00 per school. Please complete one online form per school.

Online registration at:  
[www.casciac.org/register](http://www.casciac.org/register)  
Click on "Arts in the Middle"

For any questions or problems with registration, call Jadzia Brown at (203) 250-1111 ext. 3940 or email at [jbrown@casciac.org](mailto:jbrown@casciac.org)

*Registration Deadline is MAY 1, 2015*

Cancellations must be received by May 1, 2015. Cancellations received after will still be responsible for payment. NO REFUNDS AFTER MAY 1, 2015.

Please **mail** payments to:

Connecticut Association of Schools  
Atten: Jadzia Brown  
30 Realty Drive  
Cheshire, CT 06410



The Connecticut  
Association of Schools  
Presents

# ARTS Middle

14<sup>th</sup> Annual  
Middle School Arts Conference



"Hands On" Workshop  
May 19, 2015

University of Hartford's Art School  
200 Bloomfield Avenue, West Hartford, CT  
8:30am - 2:30pm

## Schedule

8:30am	Registration
9:00am-11:15am	Workshop I
11:15am-12:15pm	Lunch
12:15pm-2:30pm	Workshop II
2:30pm	Collect Art & Departure

**Feel free to bring a snack & beverage**  
**Lunch will be provided**  
**Bring a smock!**

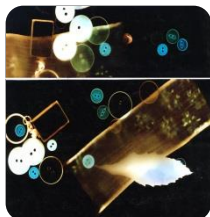
## Workshops

Each participant may choose 4 workshops and will be assigned 2. Workshop assignments will be made on a space available basis, and every effort will be made to select at least one top choice. Have everyone's choices ready before beginning the online registration.

**Choose from:**


### A. Photogram

A photogram is a photographic image made without a camera by placing objects directly onto the surface of a light-sensitive material such as photographic paper and then exposing it to light. The usual result is a negative shadow image that shows variations in tone that depends upon the transparency of the objects used.




### B. Self Portraits

Create a self-portrait using collage materials.



### C. Pen & Ink

Use ink the old fashioned way! Dip your ink nib into an ink well and learn techniques like cross hatching and stippling to capture the influence of light and form.



### D. Speed Figure Sculpting

Speed Figure Sculpting is a 3-D blast! Quickly transform hunks of clay into powerful memorable forms.

Document your work with iPad or phone.  
All clay is recycled onsite.  
Sculptors alternate as models (clothed)  
5-10 min each.  
Wear a smock or live muddy!





## E. Mask-Tastic Metal Creations



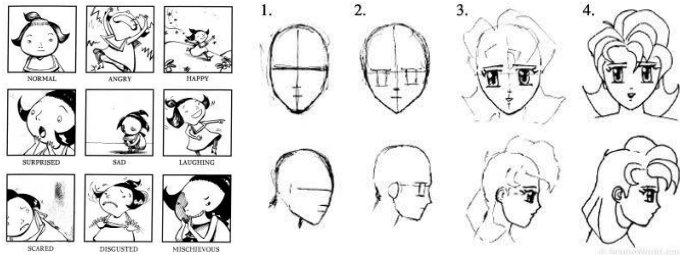
Be inspired by cultures from around the world, and create a mask or sculpture made from recycled metal and found object materials. Your artwork will represent personal power and meaning while learning that the simplest tools and resources can create mask-tastic creations and more!

See more masks and information at

<http://aaeart.weebly.com/metal-mask-making.html>

## F. Cartooning

Working from a storyline, develop a cartoon character to be put into a comic strip created by each artist.



## G. Reduction Block Printing Notecards

Artists will design and print note cards using linoleum blocks and ink.



## H. Acrylic Mixed Media

Create 2D and 3D collage art with paints, fabrics, papers, everything on the table! We will travel from here to the "final frontier" with designs you can only imagine (until now).



## I. Fun with Freaky Fractals & Digital Media Art

is about patterns of color. Math is about patterns of numbers. Learn to use a computer to make beautiful and colorful art using simple math.



## J. Colorful Coiled Basketry

Coiling is the most versatile of all basketry techniques, offering Absolute control over size, shape, color, and texture.


Create a small basket while learning how to modernize this ancient art form with contemporary materials and unusual embellishments.





## K. Wire Sculpture

Create a self-portrait or sculpture using wire.



## L. 3-D Cardboard & Hot Glue Sculptures

Design and create three-dimensional, free-standing sculpture using cardboard. Projects will be fabricated from cut layers of shapes.



Working artists will lead all of the workshops! They'll be bringing examples of their own work or portfolios. Pick a medium you've never tried before or pick a medium you enjoy and want to learn more about.

Be prepared to do some great artwork, meet other artists, and have fun!! And...you need not bring supplies with you... just **BRING A SMOCK!**



Arts in the Middle will:

- ❖ Give statewide visibility to the fine arts and promote the arts among middle school students
- ❖ Provide opportunities for art students from diverse backgrounds to work together
- ❖ Offer middle school art students high caliber artistic challenges
- ❖ Give art teachers opportunities to create their own work