

# Register Now



## Arts In the Middle

The Connecticut Association of Schools'  
Arts in the Middle "Hands On" Workshop

Tuesday, May 23, 2017

University of Hartford Art School

200 Bloomfield Ave., West Hartford

8:30am-2:30pm

# Schedule

8:30am Registration

9:00am-11:15am Workshop I

11:15am-12:15pm Lunch

12:15pm-2:30pm Workshop II

2:30pm Collect Art & Departure



*Feel free to bring a snack & beverage. Lunch will be provided.  
**Bring a smock!***

## Workshops

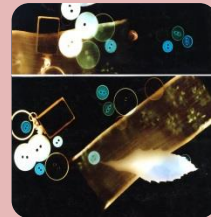
Each participant may choose four (4) workshops and will be assigned two (2) workshops. Workshop assignments will be made on a space available basis, and every effort will be made to select at least one top choice.

**Have everyone's choices ready before beginning the online registration.**

Choose from:


### A. Photogram

A photogram is a photographic image made without a camera by placing objects directly onto the surface of a light-sensitive material such as photographic paper and then exposing it to light. The usual result is a negative shadow image that shows variations in tone that depends upon the transparency of the objects used.





### B. Charcoal Drawing

This workshop will provide an opportunity to use charcoal which has a unique look and texture when applied to paper that is perfect for allowing a beginning artist to perfect their technique and practice their craft.



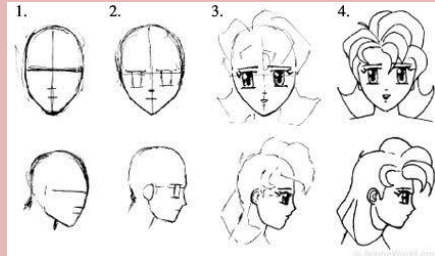
### C. Pen & Ink

Use ink the old fashioned way! Dip your ink nib into an ink well and learn techniques like cross hatching and stippling to capture the influence of light and form. Pen and ink is a versatile alternative to painting and pencil drawing, particularly when traveling. This workshop offers an integrated approach between pen, ink and surface.




## D. Cartooning

Looking for a fun, step-by-step cartooning class? In this fun workshop, aimed at beginners, you'll learn how to create your own cartoon characters and show them in action, even if you've never drawn before. You'll learn how to draw cartoon faces and figures; how to draw human and animal characters & more.



## E. Mask-Tastic Metal Creations




Be inspired by cultures from around the world, and create a mask or sculpture made from recycled metal and found object materials. Your artwork will represent personal power and meaning while learning that the simplest tools and resources can create mask-tastic creations and more!

## F. Reduction Block Printing Notecards

Students will create a limited edition of note cards/prints using the reduction method. Reduction printing involves carving a design & printing it. Your final print will look complex and three-dimensional. If desired, you can carve and print the stamp more than twice for a more gradual shading effect.



## G. Acrylic Painting



Acrylics are a painting done with pigments in a solution of an acrylic resin: it dries quickly with a brilliance and depth comparable to those of both watercolor and oil paints.

## H. Fun With Scratch Art

Fun with Scratch Art Animals. Enjoy creating a scratch art high contrast art piece using tools, texture, and your own creativity!



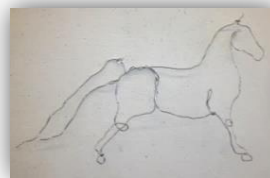

## I. Acrylic Mixed Media

Create 2D and 3D collage art with paints, fabrics, papers, everything on the table! We will travel from here to the "final frontier" with designs you can only imagine (until now).



## J. Wire Sculpture

Sculpting with wire is like drawing in three dimension. Using a variety of types of wire, learn the art of basic wire manipulation and create your own sculpture of a small wire animal.. Learn how to sketch your design, bind wire, what wire to use for different effects and how to add mixed media into the fray.



## K. 3-D Cardboard & Hot Glue Sculptures

Design and create three-dimensional, free-standing sculpture using cardboard. Projects will be fabricated from cut layers of shapes.



## L. Burlap & Mixed Media Masks

Masks are made by building a newspaper armature then covering it w/natural colored burlap that has been soaked in art paste solution. Students can begin to sculpt a facial form by squeezing and scrunching and immediately afterwards use torn edge colored construction paper and colored tissue paper to begin to decorate the mask while it is still wet.



## M. Exploring Watercolor and Water Based Drawing Media

Watercolor media offers an exciting range of possibilities for self-expression. Students taking this workshop will explore a wide range of watercolor painting and drawing techniques utilizing watercolor paint and watercolor pencils, crayons and markers while creating their own unique work of art.



# Teachers' ONLY Workshop!

## Polaroid Emulsion Lifts

Emulsion lifts are a classic technique in which film is peeled apart and the clear front panel is dipped in warm water to free the emulsion layer from the plastic. These free-floating emulsions can then be placed on various papers or other materials. Teachers will be assigned to a morning or afternoon workshop.



*Working artists will lead all of the workshops! They'll be bringing examples of their own work or portfolios. Pick a medium you've never tried before or pick a medium you enjoy and want to learn more about.*

*Be prepared to do some great artwork, meet other artists, and have fun!! And... you need not bring supplies with you... just **BRING A SMOCK!***



## Arts in the Middle will:

- ❖ Give statewide visibility to the fine arts and promote the arts among middle school students
- ❖ Provide opportunities for art students from diverse backgrounds to work together
- ❖ Offer middle school art students high caliber artistic challenges
- ❖ Give art teachers opportunities to create their own work

## ONLINE REGISTRATION ONLY

The Arts in the Middle Conference is designed for middle level students and their teachers from CAS member schools. The fee is **\$25.00 per student/\$15 per advisor**. Schools may send up to 20 participants.

(Because the conference is primarily for students, registrations cannot be accepted from teachers only.)

Participants from non-member schools are welcome to register with the additional payment of \$100.00 per school. Please complete one online form per school.

**Each participant may choose four (4) workshops and will be assigned two (2) workshops. Workshop assignments will be made on a space available basis, and every effort will be made to select at least one top choice. Have everyone's choices ready before beginning the online registration.**

Online registration at:  
<http://casci.ac/1968>

For any questions or problems with registration, call Jadzia Brown at (203) 250-1111 ext. 3940 or email at [jbrown@casciac.org](mailto:jbrown@casciac.org)

***Registration Deadline is May 1, 2017 or until the workshop is filled – space is limited!***

Cancellations must be received by May 1, 2017 or schools will still be responsible for payment. ***NO REFUNDS AFTER MAY 1, 2017.***

Please mail payments to:  
Connecticut Association of Schools  
Atten: Jadzia Brown  
30 Realty Drive  
Cheshire, CT 06410