

The Skills21 Personal Interest Project - PIP

CAS

November 18, 2020

Discover

Create

Share

pip

Who Are We?



Liz Radday
Research Specialist

Brooke Matuszczak
Wamogo High School



Matt Mervis
Director

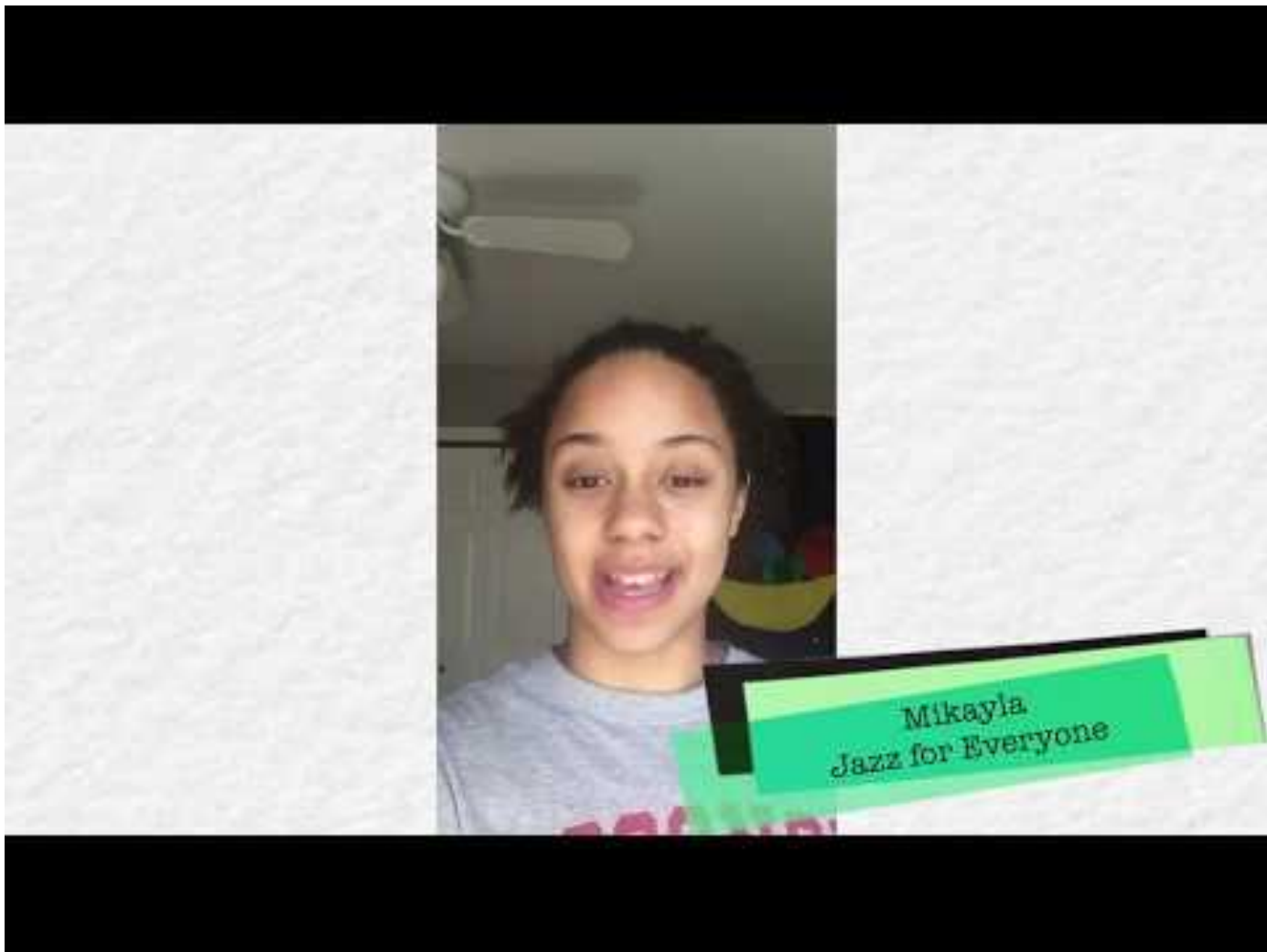
Aimee Shuhart
Woodbury Middle School

What is Skills21 at EdAdvance?

The Skills21 model features a rich combination of challenge-based learning, professional development, experiential learning events, and Student Expo which together improve:

- Academic Gains
- 21st Century Skill Mastery
- STEM College and Career Attitudes
- Ability to Work With Students from Different Backgrounds





Mikayla
Jazz for Everyone

Personal Interest Project (PIP)

- Broken into 3 project phases
- 4 tasks per phase with how-to videos, artifact templates and collaboration prompts
- Student project portfolio
- Teacher dashboard for teachers to track, manage and provide feedback
- PIP Challenge Doc and Expo

pip

Personal Interest Project (PIP) Design Priorities

- Student choice
- Hands-on/active
- Incorporate collaboration
- Multiple ways to demonstrate learning
- Online, public profile for sharing
- Teacher management back end

pip

PIP High Leverage Skills

The Personal Interest Project (PIP) allows students to design a project aligned to their passions and strengths. At the same time, this project allows students to practice and demonstrate mastery of critical skills across a variety of disciplines including English/Language Arts (ELA), Technology (ISTE), Social Emotional Learning (SEL), Career and Technical Education (CTE) and NGSS.

Project Tasks Phase One - Discover

<p><u>Find Your Passions</u></p> <p>Awareness of Personal Traits (SEL) Creative Communicator (ISTE)</p> <p><i>Communicate About Yourself</i></p>	<p><u>Learn, Solve, Make, Do</u></p> <p>Build knowledge by identifying real world problems and identifying possible solutions (ISTE)</p> <p><i>Brainstorm</i></p>	<p><u>Project Design</u></p> <p>Use effective decision making skills (SEL) Ask questions and define problems (NGSS Practice)</p> <p><i>Decision Making</i></p>	<p><u>Project Proposal</u></p> <p>Students know and use a deliberate design process for generating ideas, testing theories, creating innovative artifacts or solving authentic problems. (ISTE)</p> <p><i>Planning</i></p>
---	--	---	---

Project Tasks Phase Two - Create

<p><u>Investigate</u></p> <p>Students plan and employ effective research strategies to locate information and other resources for their intellectual or creative pursuits.(ELA/SS)</p> <p><i>Research</i></p>	<p><u>Tick Tock</u></p> <p>Student can set and achieve goals (SEL)</p> <p><i>Time Management/Planning</i></p>	<p><u>Ready, Set, Pitch</u></p> <p>Present information, findings and evidence appropriately for the task, purpose and audience. (ELA)</p> <p><i>Communicate</i></p>	<p><u>Go Social!</u></p> <p>Use technology, including the Internet, to produce and publish writing and to interact and collaborate with others. (ELA)</p> <p><i>Digital Media</i></p>
--	--	--	--

Project Tasks Phase Three - Share

<p><u>Who Are You?</u></p> <p>Communicate clearly, effectively, and with reason. (CTE)</p> <p><i>Reflection</i></p>	<p><u>Lights, Camera, Action</u></p> <p>Students communicate clearly for a variety of purposes using digital media appropriate to their goals. (ISTE)</p> <p><i>Technology/Video</i></p>	<p><u>The Final Pitch</u></p> <p>Adapt speech to a variety of contexts and tasks, demonstrating command of formal English when indicated or appropriate. (ELA)</p> <p><i>Communication/Reflection</i></p>	<p><u>How'd It Go?</u></p> <p>Students articulate and set goals, develop strategies leveraging technology to achieve them and reflect on the learning process to improve learning outcomes. (ISTE)</p> <p><i>Reflection</i></p>
--	---	--	--

Discover

Find Your Passions



Use [this worksheet](#) to complete this assignment. When you open the document you will make a copy and then complete it.

Start by answering **at least six** of the questions below.



Next, pick **any six** of these topics and add input (about you) from a few others who know you well. This may include close friends, family, etc.



Finally, using your answers from the six questions, create a **multimedia presentation** about you. In your presentation you should also reflect on what you learned about yourself by speaking with others. Be sure to include some of their answers in your presentation! You can use any sort of presentation format so be creative! A multimedia presentation can be a short video, a slide show, a poster, or anything else you can imagine! **When you complete your presentation [upload it to your Launchpad Profile](#). You do not need to upload your table/worksheet.**

Optional: The following article was the inspiration for this activity. You may choose to read this article before beginning the activity.

["Find Your Passions with these 8 Thought-Provoking Questions,"](#)

PHASE 1 : DISCOVER

1

Find Your Passions

- Answer a series of questions about your interests
- Have someone else answer the same questions about you
- **Build a multimedia presentations about your passions**

2

Learn Solve Make Do

- List project ideas that you can learn, solve, make, do
- Have someone else add their own ideas
- Highlight your top 3 ideas

3

Project Refinement

- Answer some questions to further develop 2-3 project ideas
- Choose the PIP project you will complete

4

Project Proposal

- **Write your project proposal for your final PIP project**



Being
Gluten-Free,
Dairy Free in the
midst of
madness!



PHASE 2 : CREATE

1

Investigate

- Conduct initial research to gather resources you may need in completing your project

2

Tick Tock

- Create a time management plan by breaking your project into smaller pieces and setting deadlines for yourself

3

Ready, Set, Pitch

- Explain your project idea to someone else and record this pitch.
- Ask your audience for feedback and suggestions

4

Tell All About It

- Document your project process by adding posts to your Launchpad website

Post



Assembling the Skateboard and the First Ride

Friday, May 15, 2020

Artifact :

Towards the end of April, all of the things needed to assemble my skateboard finally came in the mail. Along with help from my stepdad Kenny, it took around an hour to finish. During this process, we discovered that we actually had longboard wheels instead of skateboard wheels. The longboard wheels were bigger and smoother, and we had to put risers on the board to prevent wheelbite. Wheelbite is when the wheel comes into contact with the board, making it stop abruptly. It can be fairly dangerous. Luckily, that hasn't occurred for the time I've been riding so far. When we finally finished, I took it outside for the first time and I really enjoyed it. But very soon after, I had my first fall which resulted in a big bruise on my thigh and scrapes on my hands. That didn't stop me, as I kept going until I had to go back inside.



Post #3

Wednesday, May 20, 2020

Today, I had my partner read over the review to hear his thoughts on it. He thought the reviews was of quality, so I made a few more edits, and then submitted the review to my website.

Attachments



Nevermind (1991) Complete Review

Post #4

Friday, May 22, 2020


Yesterday and today, I decided to do some planning for my next albums. I tried to include some things that were new, and some that I had more knowlege of. Having all of these albums planned out, I can write each review over the remaining days, and only focus on that. I started to write my first review, attached here.

Attachments



Maybe You've Been Brainwashed Too (1998) Review In Progress





Building Cabinets

PHASE 3 : SHARE

1

Who Are You?

- Build your Launchpad Profile by adding to your landing page and the About Met section

2

Lights, Camera, Action

- Create a short trailer or promo for your project that will go on your homepage. This video should be between 15 and 45 seconds.

3

Your Final Pitch

- Present your final project to an audience.
- Ask for audience feedback on your presentation

4

How'd It Go?

- Reflect on your project process and final outcome.
- Ask someone else who saw your work to reflect on your process and project.

1. What surprised you during this project? Was something easier/harder than you thought? Did you enjoy something more/less than you thought? *I was surprised how much goes into breeding betta fish. I was hoping to try this on my own but was very surprised how many babies can hatch. I would not know what to do with 300 baby fish especially since betta fish need to live solo. [Link](#)*



Personal Interest Project (PIP) Remote Learning Impacts

60% of students said PIP was different from their other remote learning experiences. They said PIP was:

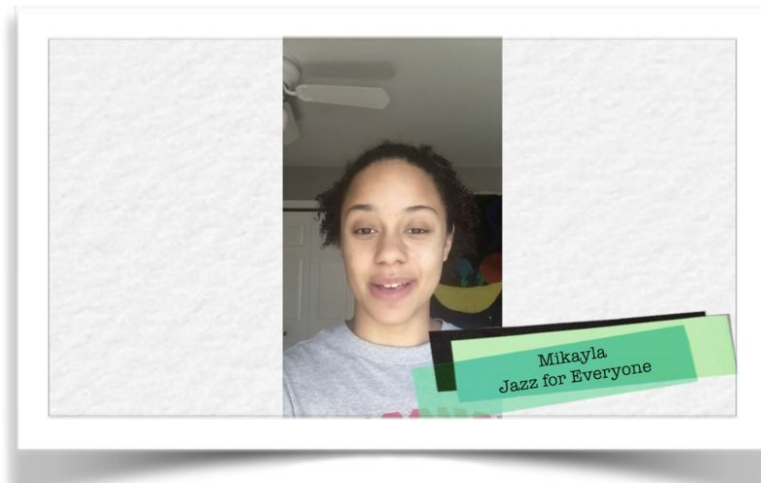
- More independent
- Hands on
- Student driven
- More creative
- Relevant to their own interests

Teachers rated the overall PIP experience for their students a

4 out of 5 and **100%** of teachers would recommend it for remote learning!

84% of parents said that PIP was more engaging than their child's other remote learning experiences!

In the spring of 2021 over 300 students created Personal Interest Projects (PIP) during remote learning. Skills21 conducted a survey to learn about the experiences of students, parents and teachers engaged in PIP.



“I did some great work in this class. It was very engaging, fun, and something that I wanted to do every day. I was proud when I completed it.” - **PIP Student**

“My students and I very much enjoyed the experience of PIP. I enjoyed being able to help my students set goals and exceed them! I feel that they too were so excited and proud to see what they were able to accomplish by hitting small goals and then realizing that their big overarching goal wasn't so daunting but rather even more exciting.” - **PIP Teacher**

“I very much appreciated this project being available for my child to participate in. She enjoyed doing it as well! Would like to see more of this type of project even when regular school is back in session.” - **PIP Parent**



1

COACHING

is provided by the Skills21 Coach through each and every step of the project challenge process. These sessions can be scheduled regularly or impromptu.



2

PROFESSIONAL DEVELOPMENT & COMMUNITY OF PRACTICE

meetings are held regularly and teacher trainings can be scheduled on demand for groups or individuals.



3

CHALLENGE CURRICULUM

provides a step-by-step format with clear timelines and essential steps.



4

VIRTUAL MEETUPS

will be held in September, January and March for students across districts to work together with the Skills21 team in meaningful discussions and virtual workshops.



5

LAUNCHPAD

hosts Skills21 curriculum, resources and is the platform for students to upload and showcase all of their project materials.



6

EXPO FEST

will be held virtually from May 24th-27th, 2021. Judges will examine and score projects which will determine the Expo Fest winners!

Essential Links

- PIP Platform - pip.skills21.org
- PIP Outreach - skills21.org/pip
- PIP Showcase - skills21.org/pip-showcase

pip

QUESTIONS??

pip

Contact us!

Liz radday@edadvance.org

Matt mervis@edadvance.org

Facebook [ECSkills21](#)

Insta [@ECSkills](#)

Twitter [@ECSkills21](#)